


Stormwater and the Construction Industry

Protect Natural Features




Bad

Good

- Minimize clearing.
- Minimize the amount of exposed soil.
- Identify and protect areas where existing vegetation, such as trees, will not be disturbed by construction activity.
- Protect streams, stream buffers, wild woodlands, wetlands, or other sensitive areas from any disturbance or construction activity by fencing or otherwise clearly marking these areas.

Construction Phasing




Bad

Good

- Sequence construction activities so that the soil is not exposed for long periods of time.
- Schedule or limit grading to small areas.
- Install key sediment control practices before the grading begins.
- Schedule site stabilization activities, such as landscaping, to be completed immediately after the land has been graded to its final contour.

Vegetative Buffers




Bad

Good

- Protect and install vegetative buffers along waterbodies to slow and filter stormwater runoff.
- Maintain buffers by mowing or replanting periodically to ensure their effectiveness.

Silt Fencing




Bad

Good

- Inspect and maintain silt fences after each rain storm.
- Make sure the bottom of the silt fence is buried in the ground.
- Securely attach the material to the stakes.
- Don't place silt fences in the middle of a waterway or use them as a check-dam.
- Make sure stormwater is not flowing around the silt fence.

Site Stabilization



Bad


Good

- Vegetate, mulch, or otherwise stabilize all exposed areas as soon as land alterations have been completed.

Maintain your BMPs!

www.epa.gov/npdes/menuofbmps

Construction Entrances



Bad

Good

- Remove mud and dirt from the tires of construction vehicles before they enter a paved roadway.
- Properly size entrance BMPs for all anticipated vehicles.
- Make sure that the construction entrance does not become buried in soil.

Slopes




Bad

Good

- Rough grade or terrace slopes.
- Break up long slopes with sediment barriers, or under drain, or divert stormwater away from slopes.

Dirt Stockpiles




Bad

Good

- Cover or seed all dirt stockpiles.

Storm Drain Inlet Protection



Bad

Good

- Use rock or other appropriate material to cover the storm drain inlet to filter out trash and debris.
- Make sure the rock size is appropriate (usually 1 to 2 inches in diameter).
- If you use inlet filters, maintain them regularly.